

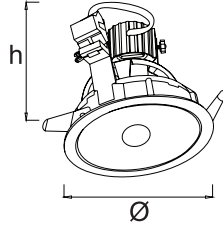
Halojen Spotlar

Halogen Spots

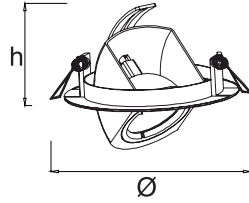
Teknik Çizim

Technical Drawing

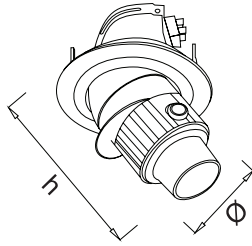
Stella



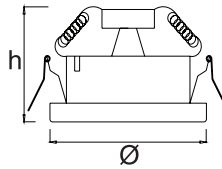
Cosmica



Proxima 1



Plüton



Mekanik Özellikler

Elektrostatik toz boya kaplı alüminyum enjeksiyon gövde. ışığa yön verme imkanı sunan hareketli başlık. Taş yünü ve alçıpan tavan sistemlerine uygun montaj

Optik Özellikler

Sararma ve renk değiştirme olmadan armatürün ömrü boyunca optik özelliklerini koruyan yüksek saflıkta alüminyum reflektör. Isıya ve darbelere karşı korumalı, yüksek geçirgenliğe sahip, şeffaf temperli cam

Elektriksel Özellikler

Yüksek ısıya karşı dayanıklı silikon kablo

Mechanical Specifications

Electrostatic powder coated, aluminium body. Mobile lamp housings enabling re-direction of light. Suitable for installation in ceiling tiles and drywall ceiling systems.

Optical Specifications

"Anodized reflector" maintaining its optical properties throughout lifetime of the luminaire without yellowing or changing colour. Anti-glare, heat and impact resistant, high transmission clear tempered glass.

Electrical Specifications

High-heat resistant silicone cable.

Kullanım Alanları

Fields of Application



Armatürlere ait büyüklükler Product Details

Ürün Kodu Code No	Tip Type	Güç Power (W)	Lamba Tipi Lamp Type	Işık Akısı Luminous Flux (lm)	Güç Faktörü Power Factor	Boyutlar Dimensions (mm) Ø h	Ø (mm)	Ağırlık Weight (kg)	Hacim Volume (m³)	Duy Base	Koli Adedi Pcs/Pack	Kaplama Türü Coating Type
5511 1031	Plüton Beyaz	50	Halogen	1600 cd	1	88x50	68	1.2	0.0045	GU10-Gx5.3	10	RAL 9016
5511 1021	Plüton Siyah	50	Halogen	1600 cd	1	88x50	68	1.2	0.0045	GU10-Gx5.3	10	RAL 9011
5511 1051	Plüton Sarı	50	Halogen	1600 cd	1	88x50	68	1.2	0.0045	GU10-Gx5.3	10	RAL 1021
5511 1041	Plüton Krom	50	Halogen	1600 cd	1	88x50	68	1.2	0.0045	GU10-Gx5.3	10	Krom
5615 7701	Plüton Led	1x3	LED	250	>0.60	88x50	68	1.2	0.0045	GU10	10	RAL 9016
5816 3430	Cosmica	50	Halogen	1600 cd	1	126x142	105	12.84	0.0857	Gx5.3	50	RAL 9010
5816 3530	Stella	50	Halogen	1600 cd	1	104x98	95	8.5	0.0831	Gx5.3	50	RAL 9010
5816 3220	Proxima 1	50	Halogen	1600 cd	1	40x150	100	21.5	0.1125	Gx5.3	50	RAL 9011